

Building permits are not required for above ground swimming pools or spas which do not exceed both 5,000 gallons in capacity and a 24 inches depth. A building permit includes the required fence or access barrier permit.

SUBMITTALS REQUIRED FOR PERMIT

- Building Permit Application** Separate electrical, plumbing and mechanical permits may be required.
Forms available online: [Plumbing Permit Application](#) [Electrical Permit Application](#) [Mechanical Permit Application](#)
- Two (2) copies of plans showing proposed designs and materials.**
 - Site Plan or Land Survey** – showing parcel dimensions, setbacks, easements, existing and proposed structure/s, well and septic system (if any) and the location of the proposed pool.
 - Pool Plans & Equipment Information** – construction details for pool and pool fence.

Additional permit submittals and separate permits are required for electrical, plumbing and heating work.

ZONING SETBACKS & LOCATIONS

All Zoning Districts - Minimum Yard Setbacks to Pool Edge	
Front Yard	PARCELS LESS THAN ONE (1) ACRE Behind the front line of the principal structure.
	PARCELS OF ONE (1) ACRE OR MORE No closer than 200' from the front property line.
Side & Rear Yards	Ten feet (10') from side and rear property lines
<p>SWIMMING POOLS MUST NOT BE CONSTRUCTED:</p> <ul style="list-style-type: none"> <input type="checkbox"/> In or over drainage, utility and other public easements. <input type="checkbox"/> At an elevation lower than the highest known ground water elevation. <input type="checkbox"/> Closer than six feet (6') from a principal structure. <input type="checkbox"/> Below electrical power utility lines or over underground utility lines of any type. <input type="checkbox"/> Within twenty feet (20') of any part of a septic system or alternate drain field. 	

INSPECTIONS

BUILDING INSPECTIONS:

The following inspections must be requested during construction:

- ✓ **Site / Location / Footing Inspection** – After excavation or placement of pool.
- ✓ **Final** – Upon completion of the swimming pool and pool fence *(if required)*.
Note that neither temporary fences nor pool covers, whether automatic, latch able, lockable or otherwise secured are not an acceptable substitute to required swimming pool fencing.

Additional inspections may be required for separate permits issued for electrical, plumbing and pool heating equipment installations. Please call (763) 755-8700 to schedule an inspection.

A separate permit is not required for installation of a pool fence.

POOL FENCE REQUIREMENTS:

FENCE PERMIT & SURETY: When a swimming pool contractor is not responsible for construction of a required pool fence, a \$2,500.00 surety/escrow must be submitted to the city by the property owner prior to issuance of a building permit for a pool. The surety may be paid by credit card, cashier's check or cash deposit. The surety will be reimbursed after final inspection approval of the fenced swimming pool.

Swimming pool covers, including latch able, lockable or safety covers are **not allowed** as a substitute for a required swimming pool fence.




During Construction:

The swimming pool excavation must be fenced with either a permanent or temporary fence not less than four feet (4') in height.

After Construction:

All outdoor swimming pools shall be completely enclosed by a non-climbable fence, wall or equal barrier, so as not to be penetrable by toddlers. The fence shall afford no external handholds or footholds and shall be a minimum of four feet (4') in height.

Exception: *Aboveground pools with a side wall height of at least four feet (4') need not be fenced but shall have removable steps or ladder.*

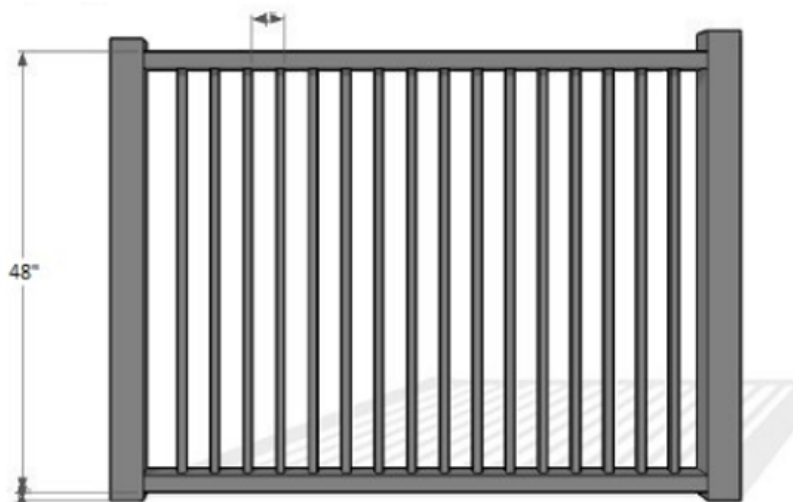


Spacing between horizontal or vertical members must not exceed 4".



Fence height must be 48" or more.

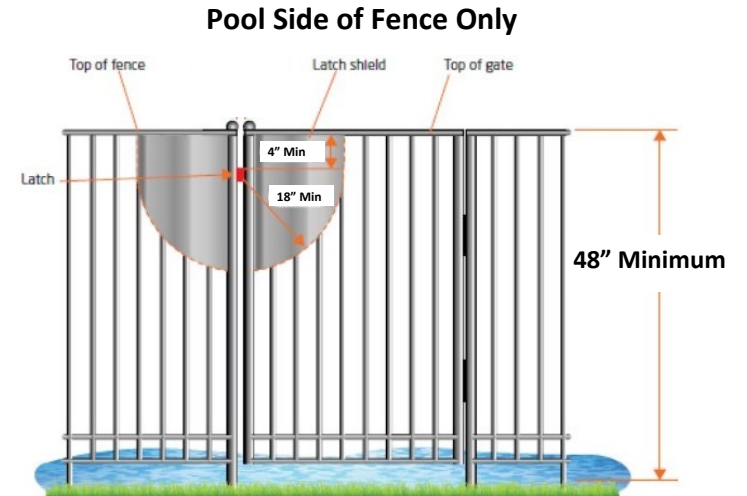
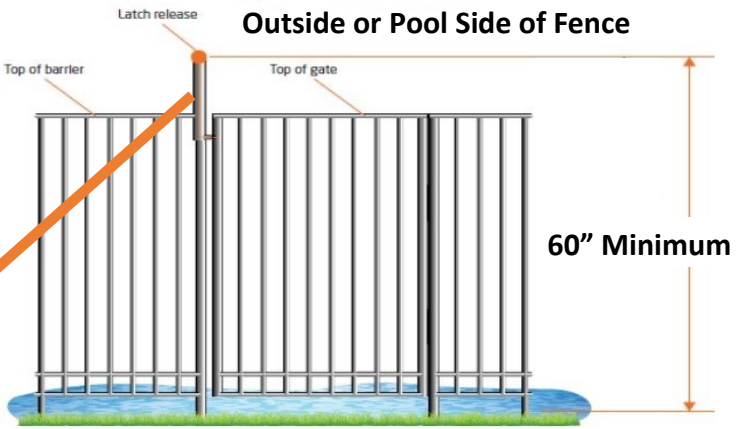
Gap from bottom of the fence to the ground must not exceed 4"



Gates:

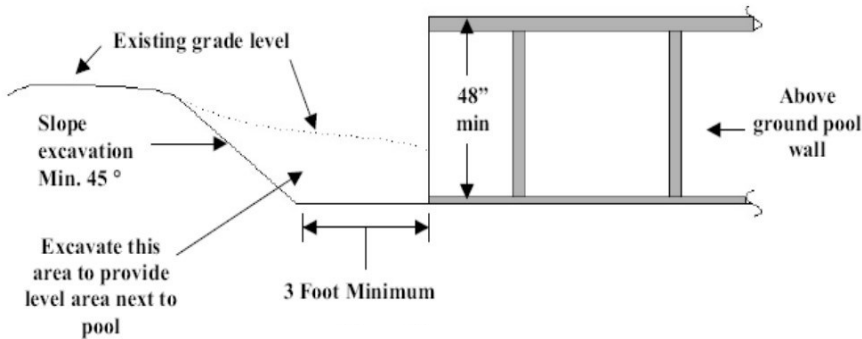
All outdoor fence openings or outdoor points of entry into the swimming pool area shall be equipped with self-closing and self-latching devices.

The opening between the bottom of the fence and the ground or other surface shall not be more than four inches (4").



Examples of Gate Latches at 60"

Example of an Above Ground Pools on sloped site where the pool wall is used as barrier



Outdoor Spas And Hot Tubs

All outdoor spas and hot tubs shall either have a pool fence installed or a latch able, lockable cover. The cover should be constructed of a material not penetrable by toddlers and is subject to inspection by the Building Official or designee.

